





Featuring **denicID**

What is DENIC ID?



- DENIC ID is the first market-ready service based on the ID4me protocol. It combines digital identity and domains into an independent single sign-on solution.
- End of 2016 DENIC started to evaluate possible ways to increase the importance of a domain in line with DENIC's principles to engage for an open, secure and stable internet
 - Thus, we joined the development of the open ID4me standard in excellent company with leading players of the domain, hosting and open-source software industry, including 1&1 IONOS and Open-Xchange

Roles and their Terms

ID Registration	Domain Registration	Technical Documents
 ID Authority	Registry	authority, issuer, identity provider
 ID Agent	Registrar	agent claims provider
 ID User	Domain Holder	End-User
 Login Partner		relying partner, client

ID Agent – Policy and Contracts



- The **DENIC ID Service Agreement** together with the **DENIC ID Registration Policy** form the contractual framework
- Currently, available for DENIC registrars as the service agreement is under the DENIC Member Terms and Conditions
- The technical and administrative processes as well as the responsibilities for the allocation and usage of identities and identifiers are handled in the **DENIC ID Registration Policy**. The policy includes provisions for the following participants of the DENIC ID eco system
 - Login Partner
 - ID Agents
 - ID Authority

Use Cases – Member Login



To give our members a first look and feel it is possible to login with an ID or with the conventional login to our webpages.



Member Login


Log in as usual with your member account or with your DENIC ID.

dorit.denic.de

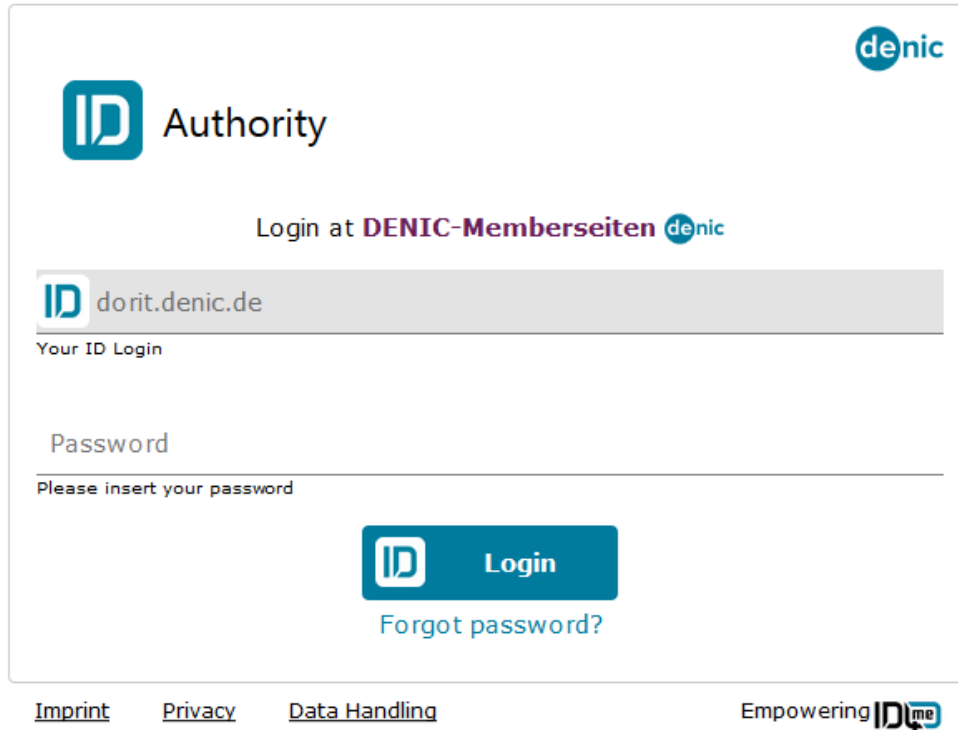
LOGIN



Login

empowering 

Use Cases – Member Login



The screenshot shows a login interface for 'denic Authority'. At the top right is the 'denic' logo. Below it is the 'ID Authority' logo. The text 'Login at DENIC-Memberseiten denic' is centered. There are two input fields: the first contains 'dorit.denic.de' and is labeled 'Your ID Login'; the second is empty and labeled 'Password'. Below the password field is a 'Login' button with the ID logo and the text 'Login'. A link for 'Forgot password?' is positioned below the button. At the bottom, there are links for 'Imprint', 'Privacy', and 'Data Handling', followed by the text 'Empowering IDme' with the IDme logo.

denic

ID Authority

Login at **DENIC-Memberseiten** denic

ID dorit.denic.de

Your ID Login

Password

Please insert your password

ID Login

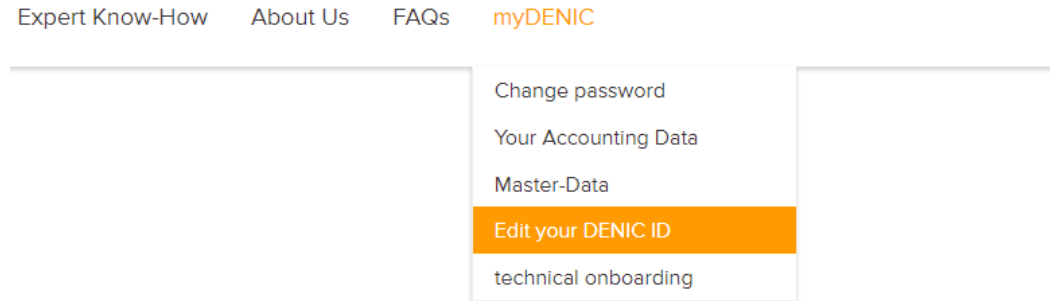
[Forgot password?](#)

[Imprint](#) [Privacy](#) [Data Handling](#) Empowering **IDme**

Use Cases – Member Login



It is also possible to change your DENIC ID that is connected with your website user



Edit your DENIC ID

DENIC ID

dorit.denic.de

SAVE

Dashboard – Direct Login



Dashboard

Here you can make basic settings for your ID login.

- **Data Sharing**
Manage which apps and websites are allowed to access your data.
- **Two Factor**
Secure your login with a second factor.
- **Password**
If you want to change your password, you can do this here.
- **Account Status**
Here you can deactivate or activate your ID.

Via the direct login at the ID Authority the ID User comes to his control panel for a secure digital identity

Dashboard – Functions



☰ dorit-test.denic.de



Data Sharing

Login Partners

The following apps or sites have access to your data. If you don't use them anymore, you can revoke access.

Member-Seiten-Test	Revoke all access
Open-Xchange	Revoke all access
Has access to:	
<input checked="" type="checkbox"/> Surname or last name	
<input checked="" type="checkbox"/> Given name	
<input checked="" type="checkbox"/> Full name	
Save	
identityagent.de	Revoke all access

☰ dorit.denic.de



Two Factor Authentication

Two-Factor Authentication is currently *disabled*.



Scan this QR code with your authentication app.

Open your authentication app and enter the numeric code here..

123456

Activate

Change password

Your password must:

- ✓ be at least 8 characters long
- ✓ contain a capital letter
- ✓ contain a lowercase letter
- ✓ contain a special character
- ✓ contain a number

Progress bar:

Password-Quality - green indicates a strong password

.....

.....

Retype password

Change password

Change ID account status

Changing your ID account status to **INACTIVE** will result in the following:

- **You will no longer be able to use your ID to authenticate with login partners** (i.e. the websites where you log in using your ID). This means you may no longer be able to get access to your accounts with login partners while your ID is deactivated.
- **Your consent to share personal information with login partners will be permanently REVOKED.** This means login partners will no longer have access to any of your personal information that you manage at your identity agent.

After deactivating your ID, you will still be able to log in to this ID dashboard to re-activate your ID.

Deactivating your ID may be an appropriate step if you suspect that an unauthorized third party has gained access to your ID. In this case, we also recommend to reset your authentication credentials and/or enable Two Factor Authentication.

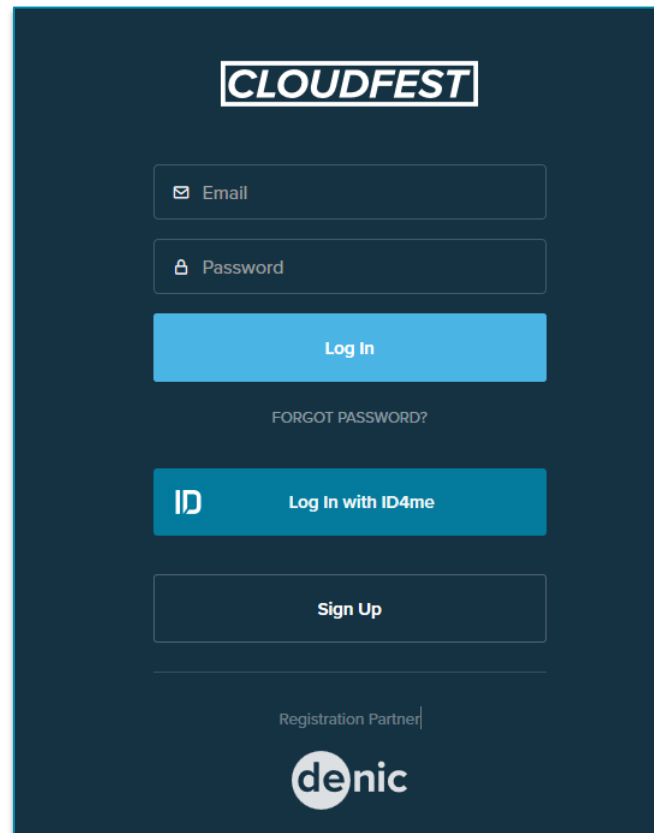

I understand the consequences and wish to proceed with deactivating my ID.

Deactivate ID

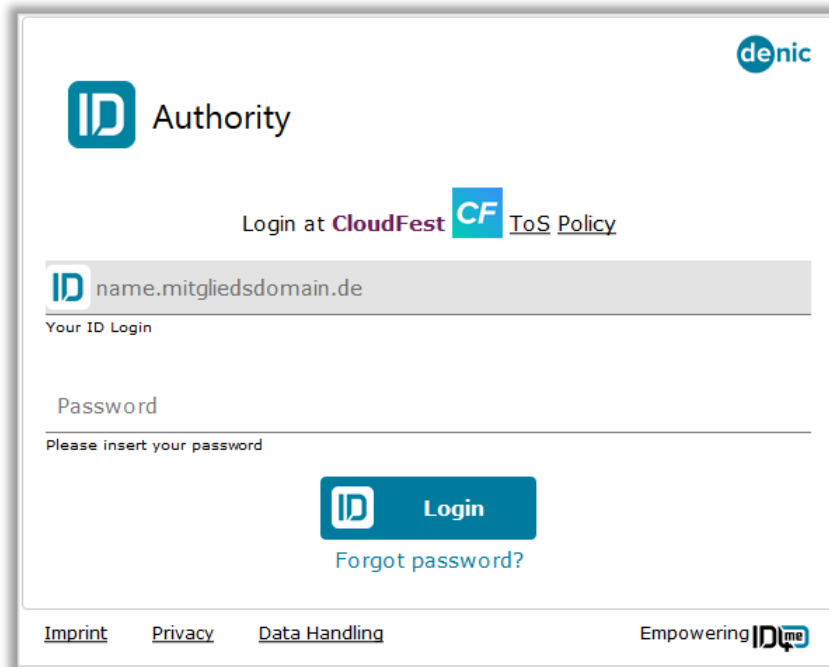
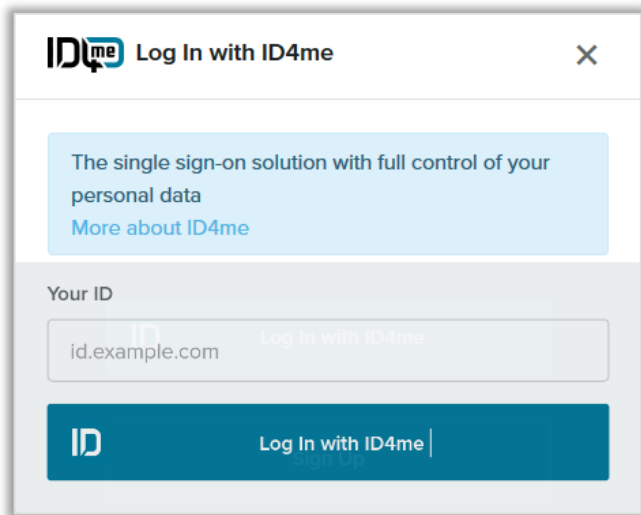
Use Case – Cloudfest Registration



The next big thing



Use Case – Cloudfest Registration II



Register a new account

USER INFORMATION > ADDRESS INFORMATION > FINISH

Personal Information

Salutation *

First name *

Last name *

Email *

Mobile

Job title *

Company *

VAT ID (Europe only)

Allow others to scan my badge at the event ⓘ

Next steps



Identity Assurance

- Document on verified Identities from the Governance Competence Group completed in September
 - [ID4me Verified Identities - Version 1](#)
- Input for Tech Competence Group to develop and implement the role of a Data Authority

DENIC ID – Useful Links




- <https://id.denic.de/aim/docs/intro/> - DENIC ID Implementation Guide
- <https://id.denic.de/aim/docs/api/> - DENIC ID AIM Specification
- <https://id.test.denic.de> – DENIC ID Test Authority
- <https://id.denic.de/> - DENIC ID Authority (signed agreement required)
- <https://gitlab.com/ID4me> - ID4me-Projekt auf Gitlab
- <https://id4me.slack.com> – Slack Channel für ID4me

A large, solid purple circle containing the text "Questions ?".

Questions ?

A large, solid orange circle containing the text "Thank you!".

Thank you!

A large, solid teal circle containing contact information.

Contact:
info@denic-id.de
richter@denic.de